

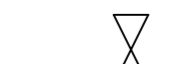




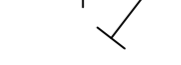



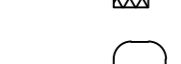




-  ISOLATING VALVE
-  DEAD WEIGHT FIRE VALVE
-  OVERFILL PREVENTION VALVE
-  MOTORIZED VALVE - MOTOR OPEN/SPRING CLOSE
-  PUMP
-  Y STRAINER
-  GAUGE
-  FLOAT SWITCH
-  FOOT VALVE & STRAINER
-  VENT TO ATMOSPHERE
-  FUEL GAUGE PROBE
-  CONTROL/SIGNAL WIRING
-  NON RETURN VALVE
-  DRAIN POINT